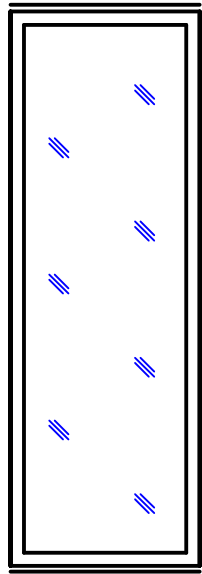
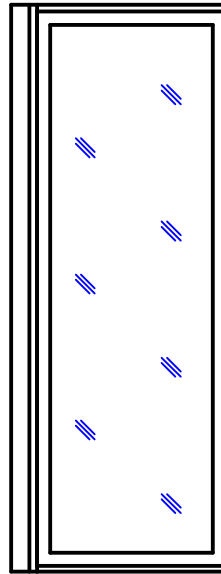


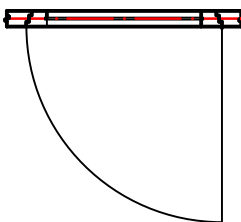
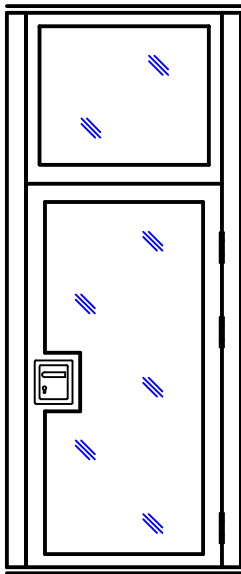
Normalelement



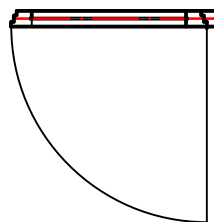
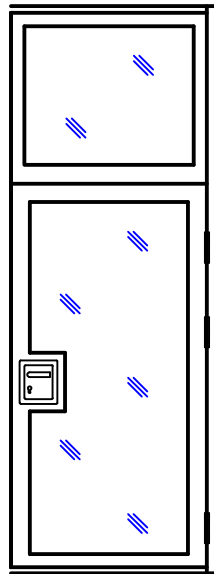
Teleskopelement



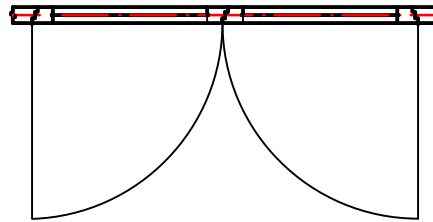

Durchgangstüre
im Element



Durchgangstüre
fest angeschlagen



Durchgangstüre zweiflügelig
mit Stand- und Gehflügel



Karl Günther GmbH&Co.
Uhlandstraße 13
72293 Glatten
Tel. 07443 / 9618-0 Fax 9618-30
www.karlguenther.de

Typ:	Elementarten	
Bezeichnung:	GL68	
Zeichnungsnr.:	10-02	
Maßstab:	1:2	06.06.14